

3900 Metal Lever Switches 16A 250Vac



- ▶ Metal lever switches
- ▶ Ratings up to 20A, 277V ac
- ▶ Single and double pole
- ▶ Choice of circuits including 3 position and momentary
- ▶ Sealed version supplied complete with gaskets
- ▶ Panel seal to IP67
- ▶ 6.3mm and solder terminals
- ▶ Guard option



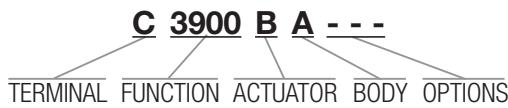
16(4)A 250Vac T85 (3900 & 3950)
10(4)A 250Vac T85 (All other circuits)

UL CSA 20A 125/277Vac (ON-OFF Circuits)
UL CSA 16A 125/277Vac (Other Circuits)
UL CSA 7A 72Vdc, 14A 36Vdc
UL 250Vac 1hp, 125Vac 1/2hp
UL 85°C, file E45221, CSA file LR10990

Inrush rating - Contact factory for details

RoHS compliant

Approvals and ratings vary with function.
3mm contact gap except where marked μ .
Technical data on pages 4 & 5.




TERMINAL	FUNCTION		ACTUATOR
<p>C</p> <p>6.3 x 0.8</p> <p>10.5</p> <p>Other terminals to special order</p>	<p>Single pole</p>	<p>Double pole</p>	<p>B</p> <p>17.5</p> <p>metal</p> <p>Metal toggle finish is nickel plate</p>
	<p>3900</p> <p>ON - OFF</p>	<p>3950</p>	
	<p>3901</p> <p>ON - OFF (momentary ON)</p>	<p>3951</p>	
	<p>3902</p> <p>ON - OFF (momentary OFF)</p>	<p>3952</p>	
	<p>3910</p> <p>ON - ON</p>	<p>3960</p>	
	<p>3911</p> <p>ON - ON (momentary 1 side)</p>	<p>3961</p>	
	<p>3920</p> <p>ON - OFF - ON μ</p>	<p>3970</p>	
	<p>3921</p> <p>ON - OFF - ON μ (momentary 1 side)</p>	<p>3971</p>	
	<p>3922</p> <p>ON - OFF - ON μ (momentary 2 sides)</p>	<p>3972</p>	



C3900BE ---



C3920BA ---



C3950BF ---



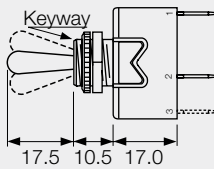
C3972BB ---



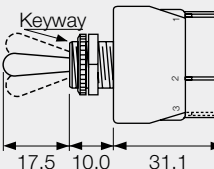
Guard R17-10
 Anti-rotation tab can be specified
 for guard fitted in On or Off position

BODY

A
 Without terminal barrier
 Single pole



E
 Without terminal barrier
 Single pole, panel sealed



B
 With terminal barrier
 Double pole only

F
 With terminal barrier
 Double pole, panel sealed

Sealed variants only available on
 3900, 3910, 3920, 3950, 3960 and 3970 as
 standard.
 Consult factory for other versions.

OPTIONS

Neck Seal M539
 Actuator is visible

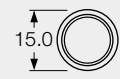
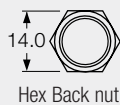


Cover M1080



Covers have internal nylon nuts


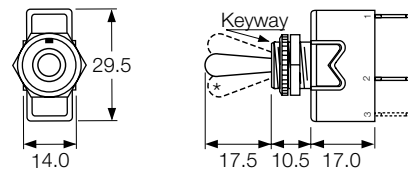
Fixing nuts
 Nickel plated brass are supplied



Knurled Front nut
 Panel thickness 4.0 with backnut

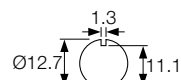
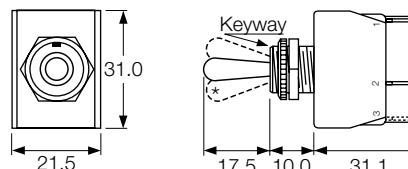
DIMENSIONS (mm) * Indicates ON position (for ON - OFF switches)

Single Pole
 (C terminals shown)

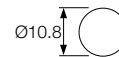


Optional
 P232 plate
 SP or DP

Double Pole
 (C terminals shown)



Panel hole (A & B body)



Panel hole (E & F body)