


Thermal motor protector TM1



Description

The thermal motor protector type TM1 is an electro-mechanical safety device, which provides complete protection to your electrical equipments against over-heating and overloading and mechanical malfunctions.

Function

The TM1 series thermal motor protectors is single pole and operates independent from any current supply. There are different versions for nominal current value: 2.5; 5 or 10 ampere available.

The operating principle of TM1 is both simple and effective. When a fault condition occurs, the increased current and ambient temperature make the bimetal disc snap, which opens the protectors contacts.

The contacts close again automatically, as the device cools down to a safe running temperature (automatic reset function). Contact configuration has two modes: normally closed (NC) or normally open (NO).

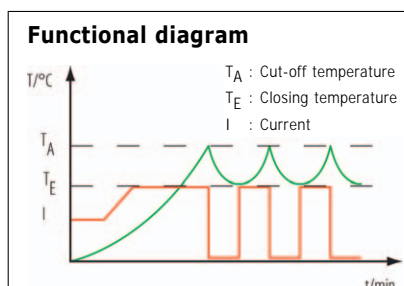
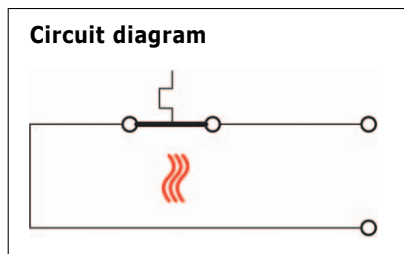
The TM1 series thermal motor protector is an integrated control which is dependent on its correct mounting and fixing in

- very compact, small size
- high compressive strength
- high reliability
- good, high temperature sensitivity
- fast response time

or on a motor and which can only be fully tested in combination with the relevant motor with a rated output less than 400 W ($p < 0.4 \text{kw}$).

Typical applications

Motor of fan for air conditioner, motor of washer, motor of oil and smoke pumping, transformers, ballast of fluorescent light, electromagnetism stove and microwave stove etc.



ERMEC, S.L. BARCELONA
C/ Francesc Teixidó, 22
E-08918 Badalona
(Spain)

Tel.: (+34) 902 450 160
Fax: (+34) 902 433 088
info@ermec.com
www.ermec.com

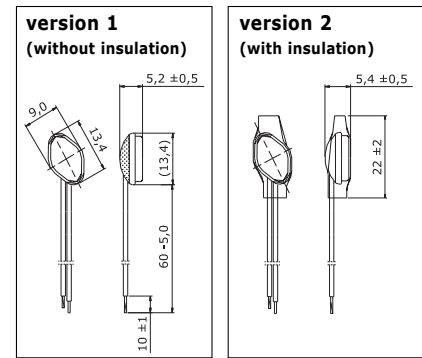
ERMEC, S.L. MADRID
C/ Sagasta, 8, 1ª planta
E-28004 Madrid
(Spain)

PORTUGAL
portugal@ermec.com
BILBAO
bilbao@ermec.com

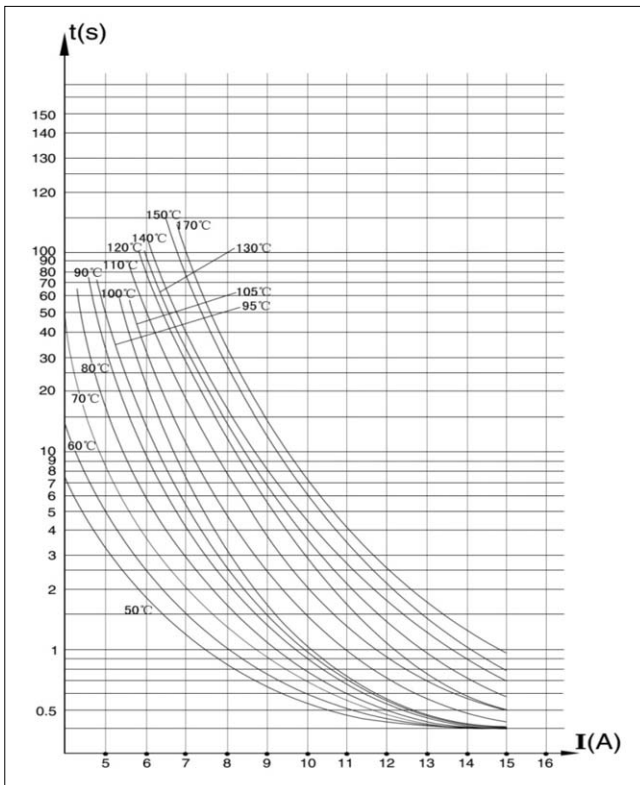
Technical Data Thermal motor protector TM1

Technical specification	TM1 A-type	TM1 B-type	TM1 C-type
Breaking capacity (250Vac/50-60 Hz)	2,5 (1,6) A	5,0 (3,0) A	10,0 (6,3) A
Durability/cycles	10.000 cycles		
Min./max. contact rating (cos Φ 1,00)	20 mA/6,3 A	10,0 A	16,0 A
Standard operating temperature range	from 60°C - 160°C (± 5 , ± 8 , $\pm 10k$) in 5k-steps		
Differential	depending on the cut-off temperature 30k \pm 15k		
Type of action	3.C (motor), 2.C (thermal cut out)		
Max. ambient temperature	175°C		
Certifications	UL 2111, VDE 60730-1;2-3		

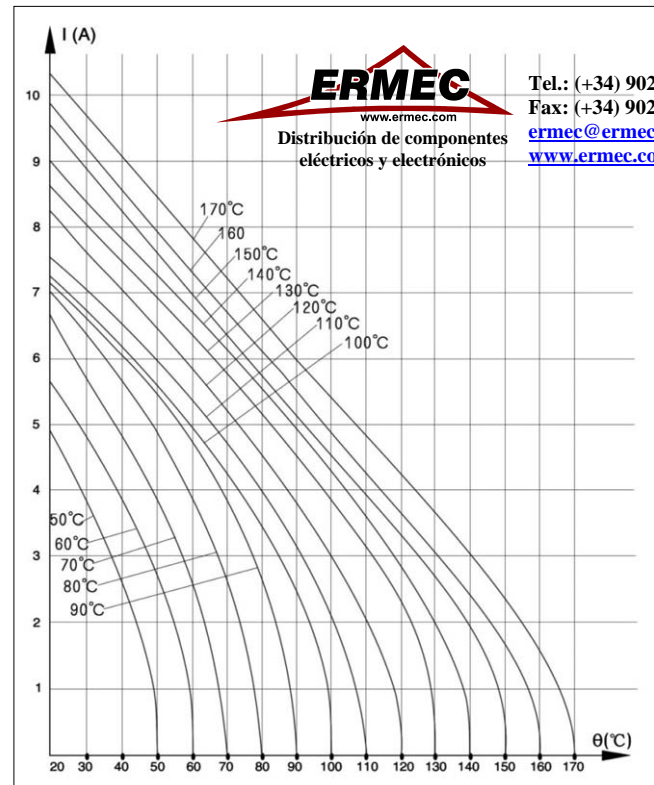
Dimensions TM1



Average First cycle Tripping Time vs. current (TM1 A)




Ultimate Trip Current vs. Ambient Temperature (TM1 A)



ERMEC
www.ermec.com
Distribución de componentes eléctricos y electrónicos
Tel.: (+34) 902 450 160
Fax: (+34) 902 433 088
ermec@ermec.com
www.ermec.com

Coding system TM1

TM1 X XXX - XX - X - XXX



- L100 (terminal configuration)
- 1 = without insulation
2 = with insulation
- opening temperature tolerance $\pm 5k$, $\pm 8k$, $\pm 10k$
- rated opening temperature
- breaking capacity:
A = 2,5 A
B = 5,0 A
C = 10,0 A
- type TM1

Wire lead code

- size and length on customers request (AWG18 - AWG 24)
- also available:
doublet / triplet type