

## MS-2431-7





## MS-2431-7

Press-Fit Sensor Form B

Electrical Characteristics		@ 25 °C
Contact form		B
Contact rating max.	W / VA	3
Switching voltage max.	VDC	30
	VAC	30
Switching current max.	A	0.2
Carry current max.	A	0.5
Breakdown voltage min.	VDC	150
Total resistance max. (initial)	mΩ	200
Insulation resistance min.	Ω	10 <sup>9</sup>

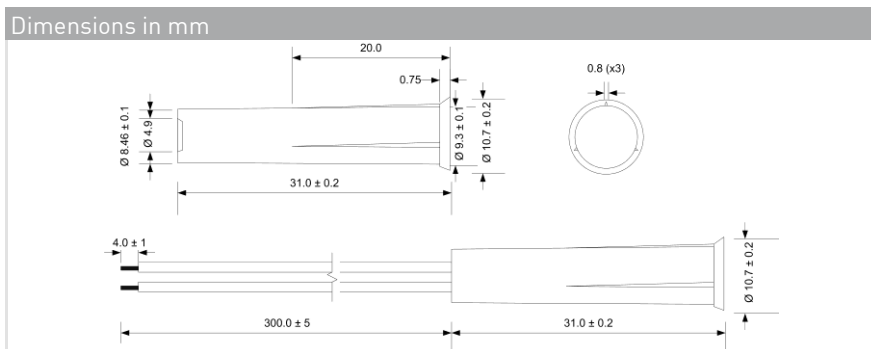
Features
<ul style="list-style-type: none"> <li>➤ Easily mountable and removable as no tools or screws required</li> <li>➤ Replaces various competitors types</li> <li>➤ Not ESD sensitive</li> </ul>

Magnetical Characteristics (of unmodified Reed Switch)		@ 25 °C
Pull in range available	AT	10 - 30
Drop out min.	AT	6
Test coil	TC	200
Test equipment tolerance	± AT	2

Approvals



Operating Characteristics (of unmodified Reed Switch)		@ 25 °C
Switching frequency max.	Hz	200
Resonant frequency typ.	Hz	6000
Operate time max. (incl. bounce)	ms	200
Release time max.	ms	0.5

Environmental Characteristics		
Operating temperature	°C	-20 to +85
Vibration (10-1000 Hz)	g	20
Shock (1/2 sin 11 ms)	g	30



Ordering Information	
Packing Unit	50 pcs
Weight per piece	0 g
Weight per package	0 g
Standard AT Ranges	
	1 = 10 to 15 AT
	2 = 15 to 20 AT
	3 = 20 to 25 AT
	4 = 25 to 30 AT
Ordering Example	
MS-2431-7-1-0300 describes MS-2431 Form B with 10-15 AT	

MS-2431-7



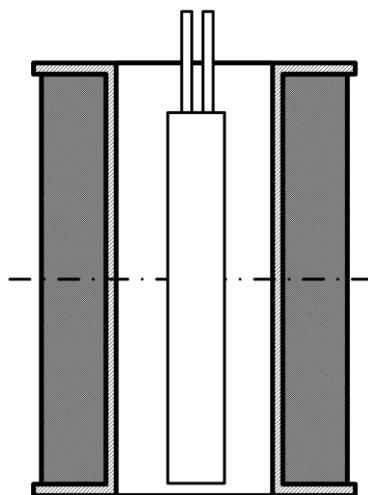
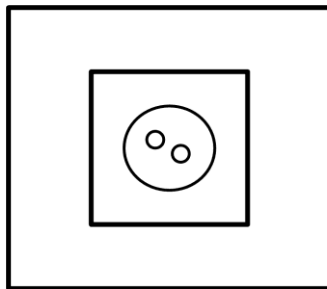
**MS-2431-7**

Press-Fit Sensor Form B

Material Information

	Material	Colour
Housing	PA-GF	white
Cable	UL 1569, AWG 24, 4mm stripped and tinned	black
Potting compound	Epoxy	black

Test Procedure of final Reed Sensor



Test Coil placed in vertical position

Reed Sensor aligns with bottom line

Reed Sensor axially centered in Test Coil

Test Parameters

Test coil	TC- 324	
Test programs		
	AT range	Test program
1 =		MS-2431-7-1
2 =		MS-2431-7-2
3 =		MS-2431-7-3
4 =		MS-2431-7-4

Remarks

When mounted onto ferromagnetic parts switching distance of MS-2431-7 may reduce.

Electromagnetical influences and magnetic fields may change the switching behaviour of the sensor.

Recommended drill diameter 9.5 mm

Matching actuator MSM-... available as well.