

Well known for their quality and reliability, **Bulgin's toggle switches** are **cost effective** solutions to many existing applications. These switches offer features at an attractive price point often well below that of the existing competition.

- Nylon and Metal switch variants
- Multiple Lever Options
- Ratings up to 20A, 250V ac - 277V ac
- IP67 panel seal versions, supplied complete with gaskets (3900 Series – All Variants)
- Single and double pole
- Choice of circuit options including 3 position and momentary
- Mounting hole: 12.7mm diameter.
- Sealing accessories available
- Quick Connect, Solder, Screw and PCB Termination Options



# 3900 Metal Toggle Switches

16A 250Vac - IP67 Sealed Versions



## Key Features

- Metal toggle switches
- Ratings up to 20A, 277V ac
- Single and double pole
- Choice of circuits including 3 position and momentary
- Sealed version supplied complete with gaskets
- Panel seal version to IP67
- 6.3mm terminals
- Guard option



Terminal	Function	Actuator	Body	Options
<p><b>C</b></p> <p>6.3 x 0.8</p>	<p>Single Pole</p> <p><b>3900</b> ON - OFF</p> <p><b>3901</b> ON - OFF (momentary ON)</p> <p><b>3902</b> ON - OFF (momentary OFF)</p>	<p><b>A</b></p> <p>10.0</p> <p>Metal toggle finish is nickel plate</p>	<p><b>A</b> Single pole</p> <p>Thread: 15/32" x 32TPI</p> <p>17.5 10.5 17.0</p> <p><b>E</b> Panel sealed, single pole</p> <p>Thread: 15/32" x 32TPI</p> <p>17.5 10.5 17.0</p>	<p>Neck Seal M539 Actuator is visible</p> <p>Cover M1080</p> <p>Covers have internal nylon nuts</p> <p>M1080-2</p> <p>Covers have internal metal hex nuts</p>
<p><b>S</b></p> <p>Screw &amp; Clamp</p>	<p><b>3910</b> ON - ON</p> <p><b>3911</b> ON - ON (momentary 1 side)</p> <p><b>3920</b> ON - OFF - ON μ</p> <p><b>3921</b> ON - OFF - ON μ (momentary 1 side)</p> <p><b>3922</b> ON - OFF - ON μ (momentary 2 sides)</p>	<p><b>B</b></p> <p>17.5</p> <p>Metal toggle finish is nickel plate</p>	<p><b>A</b> Double pole, without barrier</p> <p>Thread: 15/32" x 32TPI</p> <p>17.5 10.0 30.6</p> <p><b>B</b> Double pole, with barrier</p> <p>Thread: 15/32" x 32TPI</p> <p>17.5 10.0 30.6</p>	<p>Fixing nuts Nickel plated brass are supplied</p> <p>Knurled Front nut Panel thickness 4.0 with backnut</p>
<p><b>T</b></p> <p>Ø 3.1 Solder</p>	<p><b>3910</b> ON - ON</p> <p><b>3911</b> ON - ON (momentary 1 side)</p> <p><b>3920</b> ON - OFF - ON μ</p> <p><b>3921</b> ON - OFF - ON μ (momentary 1 side)</p> <p><b>3922</b> ON - OFF - ON μ (momentary 2 sides)</p>	<p><b>D</b></p> <p>25.4</p> <p>Metal toggle finish is nickel plate</p>	<p><b>F</b> Panel sealed, double pole, with terminal barrier</p> <p>Thread: 15/32" x 32TPI</p> <p>17.5 10.0 31.1</p> <p>Switches with F toggles have double pole bodies, regardless of circuit</p> <p><b>G</b> Panel sealed, double pole, without terminal barrier</p> <p>Thread: 15/32" x 32TPI</p> <p>17.5 10.0 31.1</p>	<p>Plate P236 Plate SP or DP</p>

## Approvals and specifications

UL/CSA Ratings 3901, 3902, 3920, 3921, 3922  
16A, 277Vac  
1 HP, 250Vac

7A, 72Vdc  
14A, 36Vdc

3910, 3901, 3952, 3960, 3961, 3970, 3971, 3972  
16A, 277Vac  
1 HP, 250Vac  
1/2 HP, 125Vac  
7A, 72Vdc  
14A, 36Vdc

3900, 3950  
20A, 277Vac  
1 HP, 250Vac  
1/2 HP, 125Vac  
7A, 72Vdc  
14A, 36Vdc

ENEC Ratings  
3900, 3901, 3902, 3950, 3952, 3960, 3961  
16(4)A 250Vac

3910, 3911, 3920, 3921, 3922, 3951, 3970, 3972  
10 4)A 250Vac

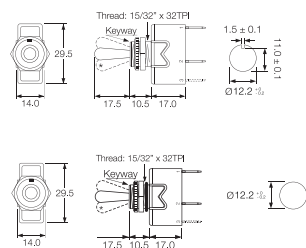
Approvals and ratings vary with function.  
3mm contact gap except where marked  $\mu$ .

\* CSA approval for A and B bodies only

## Dimensions (mm) \* Indicates ON position (for ON - OFF switches)

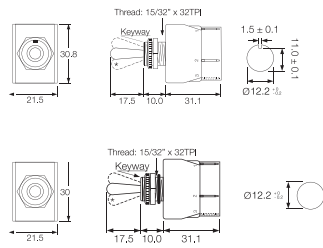
### Single pole

(C terminals shown)



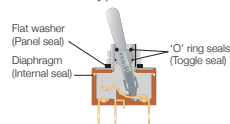
### Double pole

(C terminals shown with barrier)



### Toggle Switch - sealed version

BE and BF types



### Guard TG1-RED



## Examples



C3900BE ---



C3920BA ---



C3950BF ---



C3972BB ---



### Key Features

- Nylon toggle switches
- Ratings up to 20A, 250V ac
- Single and double pole
- Wide choice of terminals
- Choice of circuit options including 3 position
- Flat & round actuator options

### Approvals and specifications

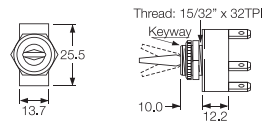
- ☑ 16(4)A 250Vac T85
  - ☑ UL 20A 250Vac Non Ind (Single pole)
  - ☑ UL 16A 250Vac Non Ind (Double pole)
  - ☑ UL CSA (2 pos types) 250Vac 1hp, 125Vac 1/2hp
  - ☑ UL CSA (3 pos types) 250Vac 1/2hp, 125Vac 1/4hp
  - ☑ CSA 16A 250Vac Non Ind
  - ☑ UL 85°C, file E45221, CSA file LR10990
  - ☑ UL and CSA N/A on momentary types
- Selective "A, B, C" and "OFF, A, A+B" circuits at 5 amp also available.  
3mm contact gap except where marked  $\mu$ .

Terminal	Function	Actuator	Body	Options
<p><b>C</b></p>	<p>Single Pole</p> <p><b>1700</b> ON - OFF</p>	<p><b>H</b></p>	<p><b>O</b> Single pole</p> <p>Thread: 15/32" x 32TPI</p>	<p>Neck Seal M539</p> <p>Material - Nitrile (H &amp; R Actuators) Actuator visible</p>
<p><b>H</b></p>	<p>Double Pole</p> <p><b>1750</b> ON - OFF</p>	<p><b>R</b></p>	<p><b>O</b> Double Pole</p> <p>Thread: 15/32" x 32TPI</p>	<p>Cover M1080</p> <p>Material - EPDM (R Actuator only)</p>
<p><b>K</b></p>	<p><b>1710 <math>\mu</math></b> ON - ON</p>			<p>Cover M531</p> <p>Material - PVC (R Actuator only)</p>
<p><b>T</b></p>	<p><b>1720 <math>\mu</math></b> ON - OFF - ON</p>		<p>Panel hole (all types)</p> <p>Panel thickness (Max) Both nuts - 3.5mm Less backnut - 6.5mm</p>	<p>Covers have internal nylon nuts</p> <p>Fixing nuts (Standard is M506 &amp; T92)</p> <p>T5 Hex brass M506 Hex nylon</p>
<p><b>X</b></p>	<p><b>1721 <math>\mu</math></b> ON - OFF - ON <math>\mu</math> (momentary 1 side)</p>			<p>T92 Knurled brass - slotted</p>
	<p><b>1722</b> ON - OFF - ON <math>\mu</math> (momentary 2 sides)</p>	<p>The switch is on between centre terminals (2 &amp; 5) and the terminals over which the lever is positioned.</p>		<p>M279 Knurled nylon</p>
				<p>Plate P236 Plate SP or DP</p>

## Dimensions mm \* Indicates ON position (for ON - OFF switches)

### Single pole

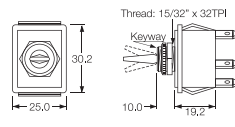
(C terminals shown)



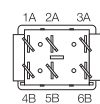
Optional  
F00232PAAA  
plate SP or DP

### Double pole

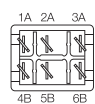
(C terminals shown)



Without barrier



With barrier



## Examples

