



# Safety - when & where you need it most

## **SE4D Safety Light Curtains**

Light curtains are used to keep production environments safe for both operators and maintenance workers by stopping machines when unsafe or dangerous areas have been accessed.

The IDEC SE4D Light Curtains are easy to install and use specialized technology to ensure there are no dead zones around the units. Their features increase safety, reduce downtime and improve productivity by allowing operations to continue without unnecessary interruptions.

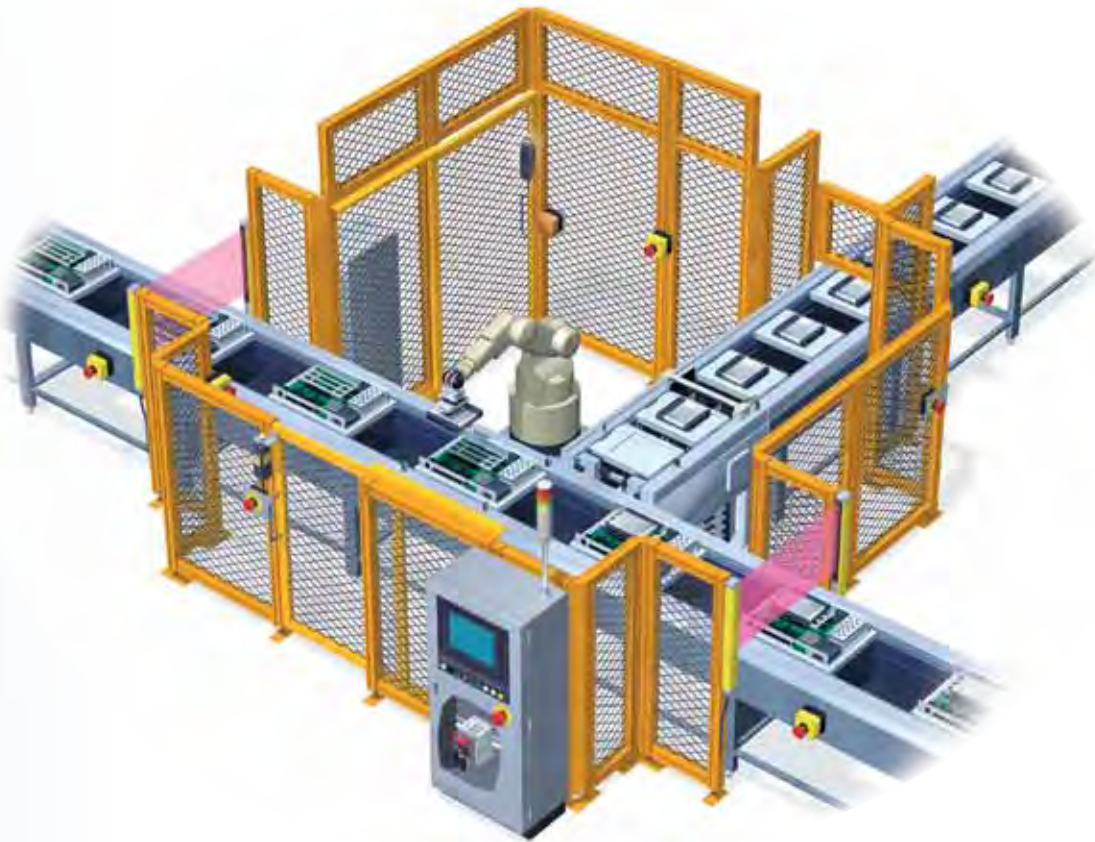


### **Typical Applications:**

- Automated manufacturing
- Packaging, material handling & storage machines
- Textile, woodworking and ceramic
- Automatic and semi-automatic assembling lines
- Automatic warehouse & inventory systems



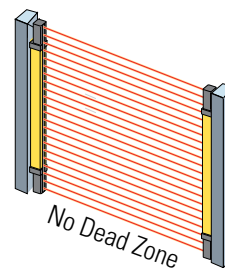
# No Dead Zones for easy installation



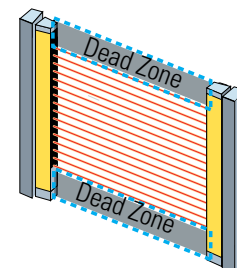
## ■ No Dead Zone

Conventional light curtains have a dead zone where there isn't any beam axis at the end of the units. With SE4D light curtains, the first beam axis is placed right along the edge, so detection can be performed along the entire length. Since it is not necessary to install it outside of the detection area in order to cover the dead zone, the SE4D light curtain can easily fit in any space.

**SE4D Light Curtains**



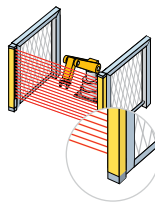
**Conventional Light Curtains**



**Conventional Light Curtains**

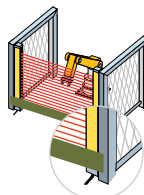
### Outside Mounting

Externally mounted light curtains can restrict access to equipment and machinery.

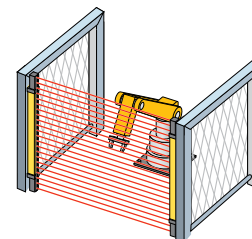


### Inside Mounting

A customized barrier must be installed, at the bottom of the light curtain, to protect the dead zone.



**SE4D Light Curtains**



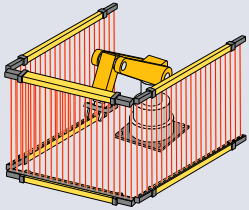
Because there are no dead zones with the SE4D Light Curtains, they fit easily into any application making them a safe and more flexible solution.

# Easy to cascade & mute

## ■ Cascading with No Dead Zone

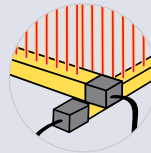
Series Connection

Up to 3 units - 192 beams



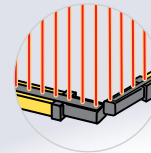
To cover "L" or "U" shaped configurations or to guard both the front and back of a machine, up to 3 light curtain sets (emitter and receiver) can be connected together in a series without any dead zones.

Conventional Method



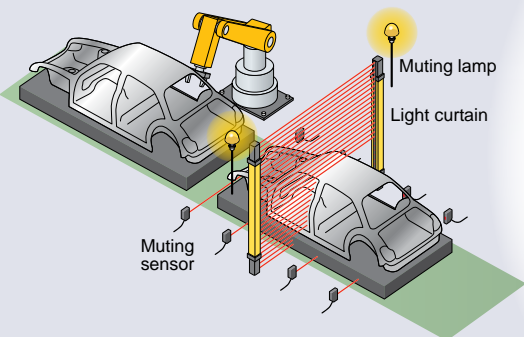
Units must overlap and can cause additional obstructions or unsafe areas.

SE4D Light Curtains



No dead zones!

## ■ Muting without Dedicated Controller



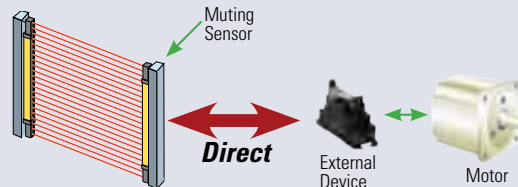
The SE4D light curtain is equipped with a muting function that causes production to stop when a person passes through the light curtain, but does not stop when an object passes through.

The advantage of the SE4D is that a muting sensor and muting lamp can be directly connected to the light curtain. A special controller for muting is not required.

Conventional Method



SE4D Light Curtains



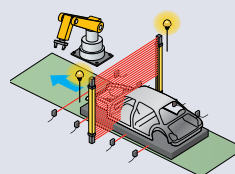
Because a special controller is not needed with the SE4D Light Curtains, a muting sensor and lamp can be directly connected reducing costs and saving installation time.



## ■ **Override**

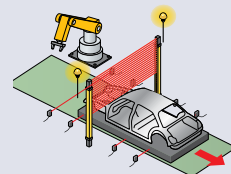
When a light curtain is interrupted by an object or when operations stop before muting conditions are established (when only one muting sensor is interrupted), the object interrupting the light does not have to be removed. Therefore, operations can easily and safely resume.

### **Override Function**



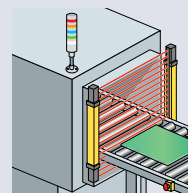
No need to remove object for restart.

### **No Override Function**



Object must be removed for restart.

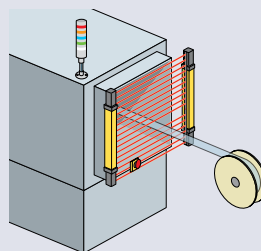
## ■ **Fixed and Floating Blanking\***



### **Fixed Blanking**

Fixed blanking prevents the control output (OSSD1/2) from turning off when a specific beam is interrupted.

This is used in applications where a specific beam is always interrupted. When the object is moved outside of the sensing area, the control output (OSSD1/2) turns off.



### **Floating Blanking**

Floating blanking function prevents the control output (OSSD1/2) from turning off when the number of beams interrupted is less than a preset number. The number that can be set is from 1 to 3 beams. This function enables sensing even when the position of the obstacles changes in the sensing area.

Note: The size of the minimum sensing object can change when the floating blanking function is used.

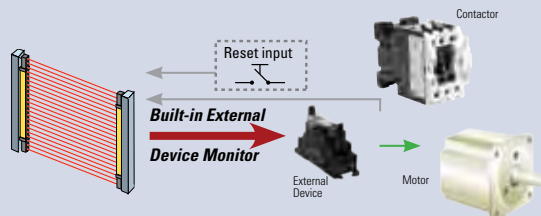
800.262.4332

[www.IDEC.com/safety](http://www.IDEC.com/safety)

\*A controller (SE9Z-HC) is required for setting blanking functions.

# Fast operation & simple setup

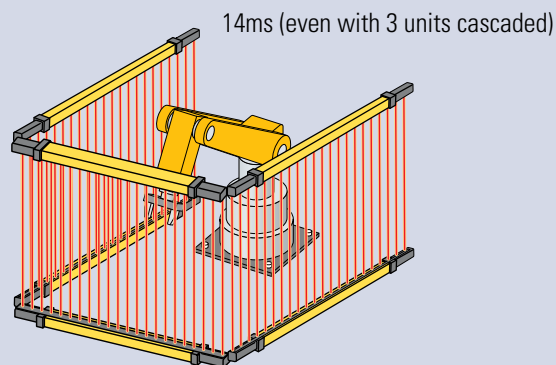
## ■ Built-in EDM (External Device Monitoring)



Since the SE4D light curtains have built-in EDM (external device monitoring), a safety circuit can easily be constructed without a safety relay module. As a result, the control panel can be downsized and costs reduced.

## ■ Fast Unified Response Time of 14ms

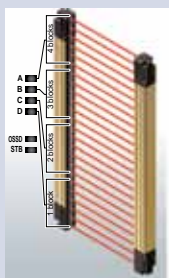
Series Connection - up to 3 units or 192 beams



Regardless of the number of beams or the number of light curtains connected in a series, the maximum response time is 14ms! This reduces the time needed to calculate safety distances.

## ■ Beam Axis Adjustment


Light beams are divided into 4 blocks.



Beam-axis alignment indicators display the light curtain's beam channels in four blocks. When the beam channel at the bottom channel (or top channel) is correctly aligned, the LED will blink red. Each block then lights red as the beam axes become aligned. When all channel beam axes are aligned, all LEDs will be green. The display also has a stability indicator (STB) to assist with setup.



## ■ Both PNP & NPN Supported in One Model

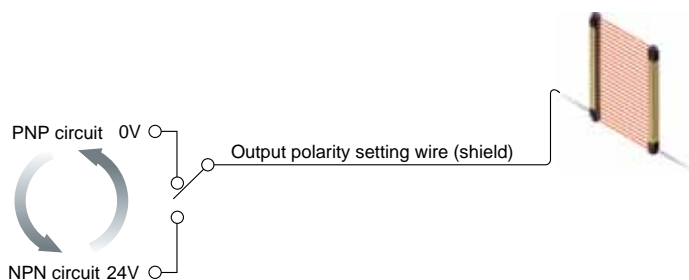


**PNP/NPN polarity LED**

Both PNP and NPN transistor outputs are available in one light curtain.

### Switch Between PNP/NPN by Changing Wiring

When the output polarity setting wire (shield) is connected to 0V the output is PNP. It becomes NPN when connected to 24V.



Output Polarity Setting Wire (shield)	Control Output (OSSD)
Connect to 0V	PNP output
Connect to 24V	NPN output
Not connected/open	Error

800.262.4332

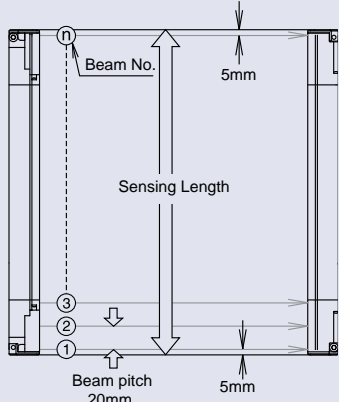
[www.IDEC.com/safety](http://www.IDEC.com/safety)





# Part Numbers

## SE4D Light Curtains

Shape	Minimum Sensing Object	Sensing Distance (Note 2) (Effective Distance)	No. of Beams	Sensing Length (mm)	Part Number (Note 3)
 <p>Diagram labels: Beam No. n, Sensing Length, Beam pitch 20mm, 5mm, 5mm, ø25mm, 0.3 to 9m, 0.3 to 7m.</p>	ø25mm	0.3 to 9m	12	230	SE4D-H12
			16	310	SE4D-H16
			20	390	SE4D-H20
			24	470	SE4D-H24
			28	550	SE4D-H28
			32	630	SE4D-H32
			36	710	SE4D-H36
			40	790	SE4D-H40
		0.3 to 7m	48	950	SE4D-H48
			56	1,110	SE4D-H56
			64	1,270	SE4D-H64
			72	1,430	SE4D-H72
			80	1,590	SE4D-H80
			88	1,750	SE4D-H88
			96	1,910	SE4D-H96

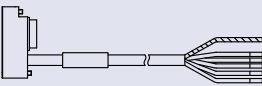

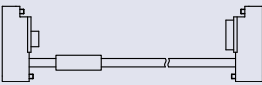
1. Package quantity is 1 set (emitter/receiver). Mounting brackets and bottom cap cables are not included with the light curtain. Purchase a mounting bracket and bottom cap cable separately.

2. The sensing distance is the possible setting distance between the emitter and the receiver.

3. The light curtain with "E" in the part number (indicated on the nameplate) is the emitter. The light curtain with "D" in the part number (indicated on the nameplate) is the receiver.

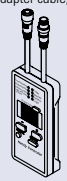
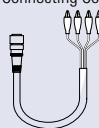
Example for SE4D-H12: Emitter = SE4D-H12E, Receiver = SE4D-H12D

## Accessories

Item	Description	Cable Length	Weight	Part Number	Remarks
	8-pin Bottom Cap Cable	3m	370g approx.	SE9Z-CCB3	Standard cable Cable diameter: ø6mm Cable color: Emitter - Gray, Receiver - Gray with black line Minimum bending diameter: R6 mm
		7m	820g approx.	SE9Z-CCB7	
		10m	1,160g approx.	SE9Z-CCB10	
		15m	1,710g approx.	SE9Z-CCB15	
	12-pin Bottom Cap Cable	3m	420g approx.	SE9Z-CCB3-MU	Used for muting function Cable diameter: ø6mm Cable color: Emitter - Gray, Receiver - Gray with black line Minimum bending diameter: R6 mm
		7m	930g approx.	SE9Z-CCB7-MU	
	Cable for Series Connection	0.5m	95g approx.	SE9Z-CSL05	Used for connecting the light curtains in series. Cable color: Gray (for emitter and receiver) Minimum bending diameter: R6 mm

Each pkg contains 2 cables.

## Controller

Name and Shape	Part Number
Controller (adapter cable, 2 pcs, included) 	SE9Z-HC
Cable for Connecting Controller 	SE9Z-WNC1

The controller is used for setting optional functions.  
The cable is used for connecting the controller and the light curtain. Order the cable when purchasing the controller.

## Mounting Brackets

Item	Part Number	Remarks
Standard Mounting Bracket	SE9Z-SED-1	Mounting bracket for easy adjustment of the beam axis. Includes 2 hexagon socket head screws (M5) or 1 hexagon socket head screw (M8). The light curtain can be rotated 360 degrees. Material: Zinc diecast
M8 Mounting Bracket	SE9Z-SED-1-T	Mounting bracket for easy adjustment of the beam axis. The light curtain can be rotated 360 degrees. Material: Zinc diecast
Dead Space Mounting Bracket	SE9Z-SED-3	Mounting bracket that eliminates dead space. Material: Zinc diecast

Package Qty: 4

800.262.4332

www.IDEC.com/safety



## General Specifications

Applicable standards	IEC/EN 61496-1 (TÜV), IEC 61496-2 (TÜV), IEC 61508-1 to 4 (TÜV), ISO 13849-1 (TÜV), EN ISO 13849-1 (TÜV), EN 50178 (TÜV), EN 55011 (TÜV), EN 61000-6-2 (TÜV), UL 508 (UL), UL 61496-1/2 (UL), UL 1998 (UL), CSA C22.2 No.14 (c-UL), CSA C22.2 No.0.8 (c-UL)		
Minimum Sensing Object	ø25mm (opaque)		
Effective Aperture Angle	When detection distance is more than 3m: within ±2.5° maximum (IEC 61496-2, UL 61496-2)		
Rated Voltage	24V DC ±20% Ripple P-P10% maximum		
Control output (OSSD1/2)	PNP open-collector transistor / NPN open-collector transistor (switching type)		
	<b>PNP Output</b> Maximum source current: 200mA Applied voltage: Same as supply voltage (between control output and +V) Residual voltage: 2.5V max. (source current 200mA, using 15m length cable) Leakage current: 0.1mA max. (includes power off state) Maximum load capacity: 0.22μF (no load to max. output current) Load wiring resistance: 3W max.	<b>NPN Output</b> Maximum sink current: 200mA Applied voltage: Same as supply voltage (between control output and 0V) Residual voltage: 2.5V max. (sink current 200 mA, using 15m length cable) Leakage current: 0.1mA max. (includes power off state) Maximum load capacity: 0.22μF (no load to max. output current) Load wiring resistance: 3W max.	
Operation mode (Output operation)	ON when all beams are received, OFF when one or more beams are interrupted (Note 1, 2) (Also turns OFF at sensor or synchronization error)		
Protection circuit (Short-circuit)	Built-in		
Response Time	OFF response: 14ms max., ON response: 80 to 90ms		
Auxiliary output (Non-safety output)	PNP open-collector transistor / NPN open-collector transistor (switching type)		
	<b>PNP Output</b> Maximum source current: 60mA Applied voltage: Same as supply voltage (between auxiliary output and +V) Residual voltage: 2.5V min. (source current 60mA, using 15m length cable)	<b>NPN Output</b> Maximum sink current: 60mA Applied voltage: Same as supply voltage (between auxiliary output and 0V) Residual voltage: 2.5V min. (sink current 60mA, using 15m length cable)	
Operation mode (Output operation)	When OSSDs are ON: OFF, when OSSDs are OFF: ON (factory set) [Operation modes can be changed by using the SE9Z-HC controller (optional).]		
Protection circuit (Short-circuit)	Built-in		
Response Time	OFF response: 34ms max., ON response: 110ms max.		
Interference Prevention Function	Built-in		
Emission Halt Function			
Interlock Function			
External Device Monitoring Function			
Override Function			
Muting Function			
Optional Functions (Note 4)	Fixed blanking function, Floating blanking function, Auxiliary output switching function, Interlock setting adjust function, External relay monitoring setting adjust function, Muting setting adjust function, Protect function, Emitted light intensity control function		
Degree of Protection	IP65, IP67 (IEC 60529)		
Operating Conditions	Operating temperature: -10 to +55°C (no freezing) Relative humidity: 30 to 85%RH (no condensation) Storage temperature: -25 to +70°C (no freezing) Storage humidity: 30 to 95%RH (no condensation) Pollution Degree: 3		
Operating Illuminance	Incandescent lamp: 3,500 lux max. at light-receiving surface		
Dielectric Strength	1,000V AC, 1 minute between power terminals connected together and enclosure		
Insulation Resistance	20MW minimum (500V DC megger) between power terminals connected together and enclosure		
Vibration Resistance	Damage limits: 10 to 55Hz, amplitude: 0.75mm 2 hours each in 3 axes		
Shock Resistance	Damage limits: 300m/s <sup>2</sup> (30G approx.) 3 times each in 3 axes		
Light Source	Infrared LED (emission wavelength = 870nm)		
Connection	Connector		
Material	Enclosure: Aluminum Upper / lower case: Aluminum Sensing surface: PC / Polyester resin Cap: PBT		
Accessories	SE9Z-SED-2 (intermediate supporting bracket) (Note 3), SE9Z-TR25 (test rod): 1		

- Does not turn OFF during muting even when the light beam is interrupted.
- When the blanking function is enabled, the operation mode changes:

Floating Blanking Function (Min. Sensing Object)			
No setting	Setting		
	1 beam	2 beam	3 beam
ø25mm	ø45mm	ø65mm	ø85mm

- The number of intermediate supporting brackets that is included differs with each model.  
SE4D-H40/H48/H56 = 1 set, SE4D-H64/H72/H80 = 2 sets, SE4D-H88/H96 = 3 sets
- When using the optional functions, the controller is required.

## Individual Specifications

Part Number	SE4D-H12	SE4D-H16	SE4D-H20	SE4D-H24	SE4D-H28	SE4D-H32
No. of Beams	12	16	20	24	28	32
Sensing Range	0.3 to 9m					
Beam Width	20mm					
Protective Height	230mm	310mm	390mm	470mm	550mm	630mm
Current Consumption	Emitter: 70mA max., Receiver: 95mA max.			Emitter: 80mA max., Receiver: 115mA max.		
PFHd	$2.01 \times 10^{-9}$	$2.21 \times 10^{-9}$	$2.41 \times 10^{-9}$	$2.61 \times 10^{-9}$	$2.81 \times 10^{-9}$	$3.01 \times 10^{-9}$
MTTFd	100 years minimum					
Weight (approx.)	510g	660g	810g	960g	1,110g	1,260g

Part Number	SE4D-H36	SE4D-H40	SE4D-H48	SE4D-H56	SE4D-H64	SE4D-H72
No. of Beams	36	40	48	56	64	72
Sensing Range	0.3 to 9m					
Beam Width	20mm					
Protective Height	710mm	790mm	950mm	1,110mm	1,270mm	1,430mm
Current Consumption	Emitter: 80mA max. Receiver: 115mA max.	Emitter: 90mA max. Receiver: 140mA max.		Emitter: 100mA max. Receiver: 160mA max.		Emitter: 110mA max. Receiver: 180mA max.
PFHd	$3.21 \times 10^{-9}$	$3.41 \times 10^{-9}$	$3.80 \times 10^{-9}$	$4.20 \times 10^{-9}$	$4.60 \times 10^{-9}$	$5.00 \times 10^{-9}$
MTTFd	100 years minimum					
Weight (approx.)	1,420g	1,570g	1,870g	2,170g	2,470g	2,770g

Part Number	SE4D-H80	SE4D-H88	SE4D-H96
No. of Beams	80	88	96
Sensing Range	0.3 to 7m		
Beam Width	20mm		
Protective Height	1,590mm	1,750mm	1,910mm
Current Consumption	Emitter: 110mA max. Receiver: 180mA max.	Emitter: 120mA max. Receiver: 200mA max.	
PFHd	$5.40 \times 10^{-9}$	$5.80 \times 10^{-9}$	$6.20 \times 10^{-9}$
MTTFd	100 years minimum		
Weight (approx.)	3,070g	3,370g	3,670g

Note: PFHd (Probability of dangerous failure per hour), MTTFd (Mean time to dangerous failure)  
Weight is the (total of emitter and receiver).

## Controller

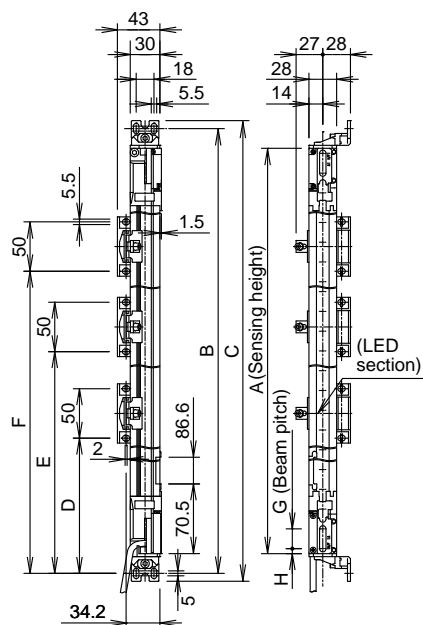
Part Number	SE9Z-HC
Supply Voltage	24V DC $\pm 10\%$ Ripple P-P10 % or less (common to light curtain power supply)
Current Consumption	65mA max.
Communication Method	RS-485 two-way communications (exclusive procedure)
Digital LED	4-digit red LED display $\times 2$ (selected beams and settings are displayed)
Functional LED	Green LED $\times 9$ (lights on when set)
Functions	<ul style="list-style-type: none"> <li>Fixed blanking function (factory setting: disabled)</li> <li>Floating blanking function (factory setting: disabled)</li> <li>Auxiliary output switching function (factory setting: negative logic of OSSD)</li> <li>Emitted light intensity control function (factory setting: disabled)</li> <li>Muting setting adjust function (factory setting: all beam channels enabled, A = B (Note 2), Muting lamp diagnosis function enabled, Muting sensor output operation N.O/N.O)</li> <li>Interlock setting adjust function (factory setting: start /restart)</li> <li>External device monitoring setting adjust function (factory setting: enabled, 300ms)</li> <li>Override setting adjust function, Setting detail monitoring function</li> <li>Protect function (factory setting: disabled) (factory password setting: 0000)</li> <li>Initialization function</li> <li>Copy function</li> </ul>
Operating Conditions	Operating Temperature: $-10$ to $+55^{\circ}\text{C}$ (no freezing) Operating Humidity: 30 to 85% RH (no condensation) Storage Temperature: $-25$ to $+70^{\circ}\text{C}$ (no freezing) Storage Humidity: 30 to 85% RH (no condensation)
Dielectric Strength	1,000V AC, 1 minute between power terminals connected together and enclosure
Insulation Resistance	20M $\Omega$ min. (500V DC megger) between power terminals connected together and enclosure
Cable	8-core shielded cable, 0.5m 1.640 ft long, with a connector at the end (2 cables)
Weight (approx.)	200g
Accessories	Adapter cable: 2

- The operating humidity is  $+20^{\circ}$  for conditions that are not specified.
- To enable the muting function, A or B input order can be specified. The muting function is enabled, at the factory, whether muting A or B is input first.

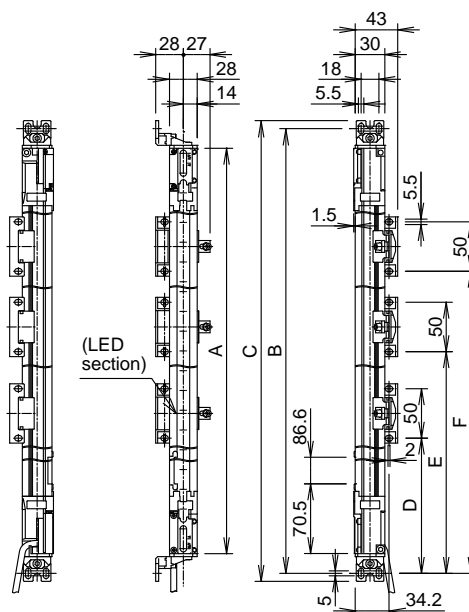
**Light Curtains with Standard Mounting Bracket (SE9Z-SED-1) & Intermediate Supporting Bracket <sup>(Note 1)</sup>**

## Side Mounting

Emitter

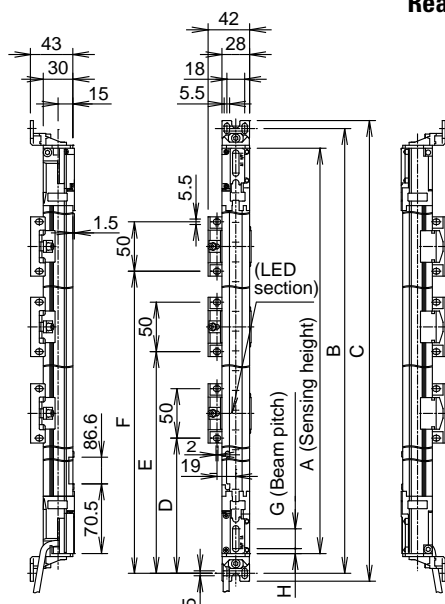


Receiver

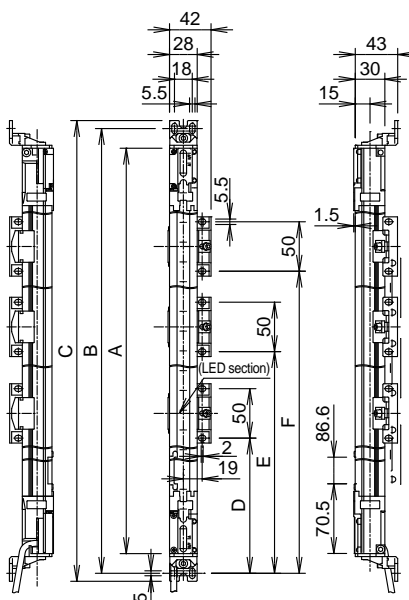


## Rear Mounting

Emitter



Receiver



Part Number	A	B	C	D	E	F	G	H
SE4D-H12	230	270	286	-	-	-	20	5
SE4D-H16	310	350	366	-	-	-	20	5
SE4D-H20	390	430	446	-	-	-	20	5
SE4D-H24	470	510	526	-	-	-	20	5
SE4D-H28	550	590	606	-	-	-	20	5
SE4D-H32	630	670	686	-	-	-	20	5
SE4D-H36	710	750	766	-	-	-	20	5
SE4D-H40	790	830	846	390	-	-	20	5
SE4D-H48	950	990	1,006	470	-	-	20	5
SE4D-H56	1,110	1,150	1,166	550	-	-	20	5
SE4D-H64	1,270	1,310	1,326	418	842	-	20	5
SE4D-H72	1,430	1,470	1,486	472	948	-	20	5
SE4D-H80	1,590	1,630	1,646	525	1,055	-	20	5
SE4D-H88	1,750	1,790	1,806	433	870	1,308	20	5
SE4D-H96	1,910	1,950	1,966	473	950	1,428	20	5

800.262.4332

[www.IDEC.com/safety](http://www.IDEC.com/safety)

1. The intermediate supporting bracket (SE9Z-SED-2) is supplied (for SE4D-H40 to H96). The number of brackets supplied varies according to the model:  
SE4D-H40/H48/H56 = 1 set, SE4D-H64/H72/H80 = 2 sets, SE4D-H88/H96 = 3 sets



# IDEC Safety Interlock Switches

Available in a variety of sizes, contact arrangements and functions, IDEC safety interlock switches can be used in many different safety system applications from machine tools and semiconductor equipment to material handling and packaging equipment.



## Safety Product Information:

[www.IDEC.com/safety](http://www.IDEC.com/safety)

## Product & Technical Support:

[support@IDEC.com](mailto:support@IDEC.com)

## Find your local IDEC Representative or Distributor:

[www.IDEC.com/usa/locator](http://www.IDEC.com/usa/locator)

## Phone:

800-262-IDECE (4332)



**ERMEC, S.L. BARCELONA**  
C/ Francesc Teixidó, 22  
08918 Badalona SPAIN

Tel. +34 902 450 160  
[info@ermec.com](mailto:info@ermec.com)  
[www.ermec.com](http://www.ermec.com)

**ERMEC, S.L. - MADRID**  
C/ Puerto Rico, 4  
28222 Majadahonda (Madrid) SPAIN

[bilbao@ermec.com](mailto:bilbao@ermec.com)  
[portugal@ermec.com](mailto:portugal@ermec.com)



*Think Automation and beyond...*

800.262.4332

[www.IDEC.com/safety](http://www.IDEC.com/safety)

[www.IDEC.com](http://www.IDEC.com)

### USA

**IDEC Corporation**  
Tel: (408) 747-0550  
[opencontact@IDEC.com](mailto:opencontact@IDEC.com)

### Canada

**IDEC Canada Ltd.**  
Tel: (905) 890-8561  
[sales@ca.IDEC.com](mailto:sales@ca.IDEC.com)

### Australia

**IDEC Australia Pty. Ltd.**  
Tel: +61-3-8523-5900  
[sales@au.IDEC.com](mailto:sales@au.IDEC.com)

### Japan

**IDEC Corporation**  
Tel: +81-6-6398-2571  
[marketing@IDEC.co.jp](mailto:marketing@IDEC.co.jp)

### United Kingdom

**IDEC Electronics Ltd.**  
Tel: +44-1256-321000  
[sales@uk.IDEC.com](mailto:sales@uk.IDEC.com)

### Germany

**IDEC Elektrotechnik GmbH**  
Tel: +49-40-253054-0  
[service@IDEC.de](mailto:service@IDEC.de)

### Hong Kong

**IDEC (H.K.) Co., Ltd.**  
Tel: +852-2803-8989  
[info@hk.IDEC.com](mailto:info@hk.IDEC.com)

### China/Beijing

**IDEC (Beijing) Corporation**  
Tel: +86-10-6581-6131

### China/Shanghai

**IDEC (Shanghai) Corporation**  
Tel: +86-21-6135-1515  
[idec@cn.IDEC.com](mailto:idec@cn.IDEC.com)

### China/Shenzhen

**IDEC (Shenzhen) Corporation**  
Tel: +86-755-8356-2977

### Singapore

**IDEC Asia Pte. Ltd.**  
Tel: +65-6746-1155  
[info@sg.IDEC.com](mailto:info@sg.IDEC.com)

### Taiwan

**IDEC Taiwan Corporation**  
Tel: +886-2-2698-3929  
[service@tw.IDEC.com](mailto:service@tw.IDEC.com)

©2012 IDEC Corporation. All Rights Reserved.  
Catalog No. SE9Y-B100-0 12/12 10K

Specifications and other descriptions in this catalog are subject to change without notice.