

3900 Metal Toggle Switches 16A 250Vac - IP67 Sealed Versions



- ▶ Metal toggle switches
- ▶ Ratings up to 20A, 277V ac
- ▶ Single and double pole
- ▶ Choice of circuits including 3 position and momentary
- ▶ Sealed version supplied complete with gaskets
- ▶ Panel seal version to IP67
- ▶ 6.3mm terminals
- ▶ Guard option

Approvals and specifications



16(4)A 250Vac T85 (3900 & 3950)
10(4)A 250Vac T85 (All other circuits)



UL CSA* 20A 125/277Vac (ON-OFF Circuits)
UL CSA* 16A 125/277Vac (Other Circuits)
UL CSA* 7A 72Vdc, 14A 36Vdc
UL 250Vac 1hp, 125Vac 1/2hp
UL 65°C, file E45221, CSA file LR10990

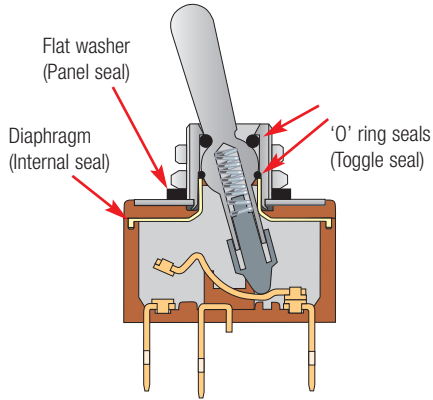
Approvals and ratings vary with function.
3mm contact gap except where marked μ.
Technical data on pages 4 & 5.
* CSA approval for A and B bodies only

toggle switches

C 3900 B E - - -

TERMINAL FUNCTION ACTUATOR BODY OPTIONS

TERMINAL	FUNCTION	ACTUATOR	
<p>C</p> <p>6.3 x 0.8</p> <p>10.5</p>	<p>Single pole</p>	<p>B</p> <p>17.5</p> <p>metal</p> <p>Metal toggle finish is nickel plate</p>	
	<p>3900</p> <p>ON - OFF</p>		<p>3950</p>
	<p>3901</p> <p>ON - OFF (momentary ON)</p>		<p>3951</p>
	<p>3902</p> <p>ON - OFF (momentary OFF)</p>		<p>3952</p>
	<p>3910</p> <p>ON - ON</p>		<p>3960</p>
	<p>3911</p> <p>ON - ON (momentary 1 side)</p>		<p>3961</p>
	<p>3920</p> <p>ON - OFF - ON μ</p>		<p>3970</p>
	<p>3921</p> <p>ON - OFF - ON μ (momentary 1 side)</p>		<p>3971</p>
	<p>3922</p> <p>ON - OFF - ON μ (momentary 2 sides)</p>		<p>3972</p>
	<p>Other terminals to special order</p>		



Toggle switch - sealed version
BE and BF types



Guard R17-10



C3900BE ---



C3920BA ---



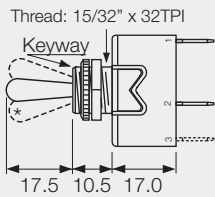
C3950BF ---



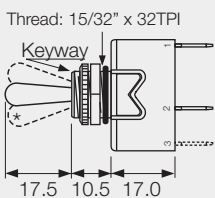
C3972BB ---

BODY

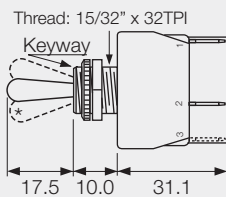
A
Single pole



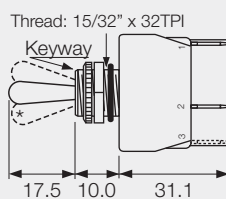
E
Panel sealed, single pole



B
Double pole



F
Panel sealed, double pole



OPTIONS

Neck Seal A0539MOAAA
Actuator is visible



Cover A1080MOAAA



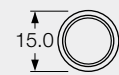
Covers have internal nylon nuts

Fixing nuts

Nickel plated brass are supplied



Hex Back nut



Knurled Front nut
Panel thickness 4.0 with backnut

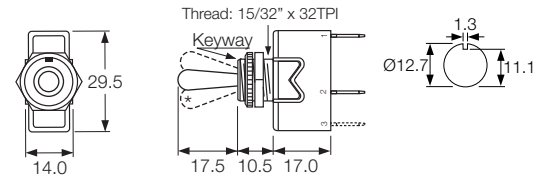
Plate F00232PAAA
Plate SP or DP



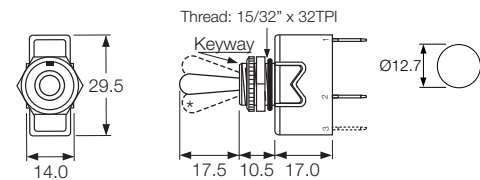
DIMENSIONS (mm) * Indicates ON position (for ON - OFF switches)

Single Pole

(C terminals shown)



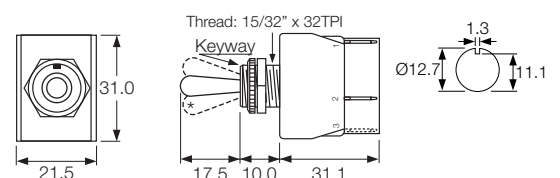
A Body



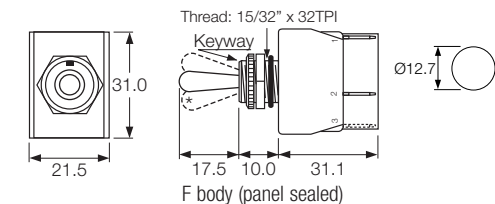
E body (panel sealed)

Double Pole

(C terminals shown with barrier)



B Body



F body (panel sealed)