


# TK 24 / TK 32

Temperature detector, Thermostat,  
Temperature limiter



- Temperature range up to 425°C
- Great variety of types
- Small and flexible temperature tolerances

The product range of TK 24 / TK 32 is very wide. The thermo switch operates independently from any current supply. The thermal operation system works by means of ceramic pin separated from the contact system galvanically. The housing, the covering cap and the attachments are free of voltage. TK 24 / TK 32 only react

when external thermal heating affects them. The thermal coupling to the source of heat is effected by means of a bimetal disc lying directly below the metallic covering cap. Due to small size, high reliability, independence of location and the fact that it is totally maintenance-free, a TK 24 / TK 32 is the ideal instrument for perfect thermal protection.

## Contact types

**TK 24 NC** - break contact which will automatically return into its original position

**TK 24 NO** - make contact which will automatically return into its original position

**TK 24 L NC** - limiter with mechanical latching and additional regulation function

**TK 32 NC** - limiter with mechanical latching

## Order indication

**TK 24 - NO - X - X - X - 180 - 01 - X - XXXX**

type

### Function:

NO = normally open  
NC = normally close  
LNC = NC with limiter

### Connections:

1 Faston 6,3 x 0,8 lateral straight  
2 Faston 4,8 x 0,8 lateral straight  
3 Faston 6,3 x 0,8 90° bended  
⋮

### Attachment:

1 loose flange  
3 fixed flange, with any angle  
4 screw cap M4 / S17  
⋮

### Cap material:

0 aluminium  
2 stainless steel  
6 nickel plated steel  
⋮

### Switching temperature:

-45 = -45°C  
⋮

425 = +425°C

**Special customized version**




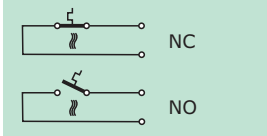
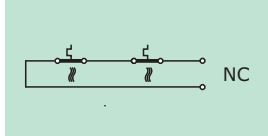

### Hysteresis:

A: <15 K  
B: customer's demand

### Tolerance:

01/03: -45°C to 175°C : 1/3°C  
03/06: 175°C to 425°C : 3/6 %

# Technical data TK 24 / TK 32

Type	TK 24	TK 24L	TK 32
			
Circuit diagram			
Contact type	break / make contact with automatic return in its original position	limiter with additional regulation function	limiter with mechanical latching
Nominal voltage	up to 250 V / 50Hz		
Electrical durability	100.000 cycles 10 A 10.000 cycles 16 A	10.000 cycles 10 A	
Switching temperature range	-45°C - 425°C	10°C - 170°C	30°C - 250°C
Switching temperature tolerance	< 170°C: ±3K and > 175°C: ±3% or ±6%		
Switching temperature difference	10 / 15 K up to 60 / 100 / 150 K, others on demand		
Degree of protection	IP 64, IP 40		
Max. ambient temperature (permanent)	plastic housing 200°C, ceramic housing 425°C		
dielectric strenght	1500 V eff. 50 HZ		
Approvals	ENEC / IEC, VDE, CSA, REACH, conform to RoHS, others on demand		

## Order example:

425°C Switching temperature

NO: normally open

fixed flange

< 15K hysteresis

**TK 24 - NO - 1 - 3 - 0 - 425 - 03 - A**

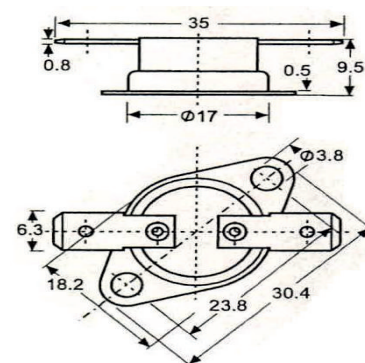
type

faston 6,3 x 0,8 lateral straight

3% tolerance

cap: aluminium, closed

## Dimensioned drawing: (example)



Distribución de componentes eléctricos y electrónicos

ERMEC, S.L. BARCELONA  
C/ Francesc Teixidó, 22  
08918 Badalona  
(España)

Tel.: (+34) 902 450 160  
Fax: (+34) 902 433 088  
[info@ermec.com](mailto:info@ermec.com)  
[www.ermec.com](http://www.ermec.com)

ERMEC, S.L. MADRID  
c/Mejorada, 17, 1ª Pla. Of. D4  
28850 Torrejón de Ardoz  
(España)

PORTUGAL  
[portugal@ermec.com](mailto:portugal@ermec.com)  
BILBAO  
[bilbao@ermec.com](mailto:bilbao@ermec.com)