

POWERKEY

1000 CAN
1400 CAN

AUTOMOTIVE - MARINE



CANopen
J1939

FLEXIBLE - SMART - RUGGED

PowerKey1000 and **PowerKey1400** are the flagship model for Blink Marine's IP67 keypads. They boast 10/14 keys and are available with CANopen and J1939 protocols. Compact and elegant, the rubber of the PowerKey can be personalized for both the icons and the numbers of led assigned to each individual key. The keypads are also clearly visible in the dark thanks to RGB backlight.



Icons shown on this keypad are for visual demonstration only.



ERMEC, S.L. BARCELONA
C/ Francesc Teixido, 22
08918 Badalona SPAIN

Tel. +34 902 450 160
info@ermec.com
www.ermec.com

ERMEC, S.L. - MADRID
C/ Puerto Rico, 4
28222 Majadahonda (Madrid) SPAIN

bilbao@ermec.com
portugal@ermec.com

SOFTWARE FEATURES

CAN and RS485 Keypad Addresses – Assign any valid CAN (J1939) address to the keypad while also assigning the same or a different RS485 address. Communicate on either BUS simultaneously.

CANopen Communications Protocol – Fully compliant with Device Profile 401d.

J1939 Address Claim Transmission – Keypads no longer have to be pre-programmed to a specific address. This enables customers that work in applications in the field without access to a GUI to use any replacement keypad on-hand. The keypad can be configured to automatically announce its address and accept a new address assignment as appropriate.

Event Status Transmission – The keypad can send messages to the BUS indicating a button press or a button release event has occurred. This confirmation allows digital systems to have the same input acknowledgements as that of the latching position of a mechanical switch.

Periodic Status Transmission – The keypad sends a continuous broadcast of messages indicating the press or release status of each button at that instance. The frequency of these messages but can be adjusted in a wide range.

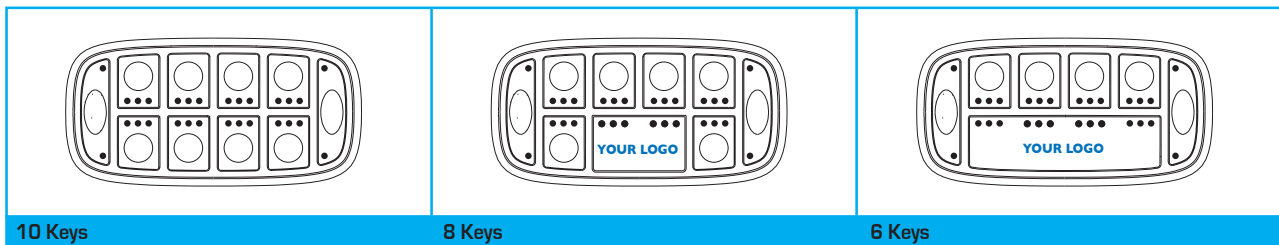
Periodic Heartbeat – The keypad sends a continuous broadcast of messages indicating it is functioning correctly. The frequency of these messages but can be adjusted in a wide range.

HARDWARE FEATURES

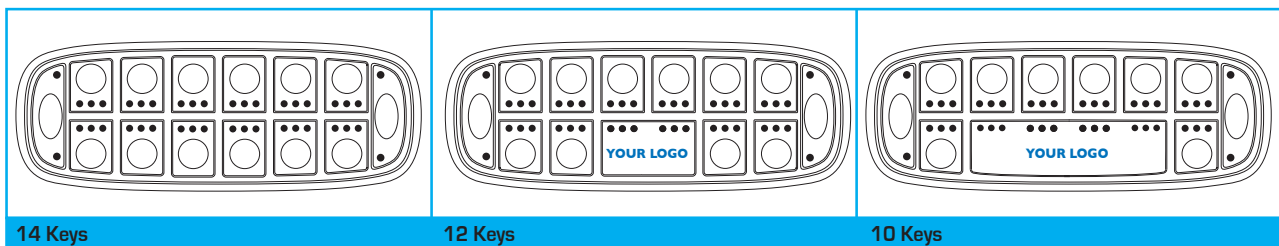
IP67/IP69K rating – Guaranteed to be dust tight and sealed against water immersion to a depth of 1 meter for up to 1 hour.

UV Protected – UVB 400 hours: Keypad is highly resistant to deterioration caused by exposure to sunlight.



PK1000 THREE MODELS



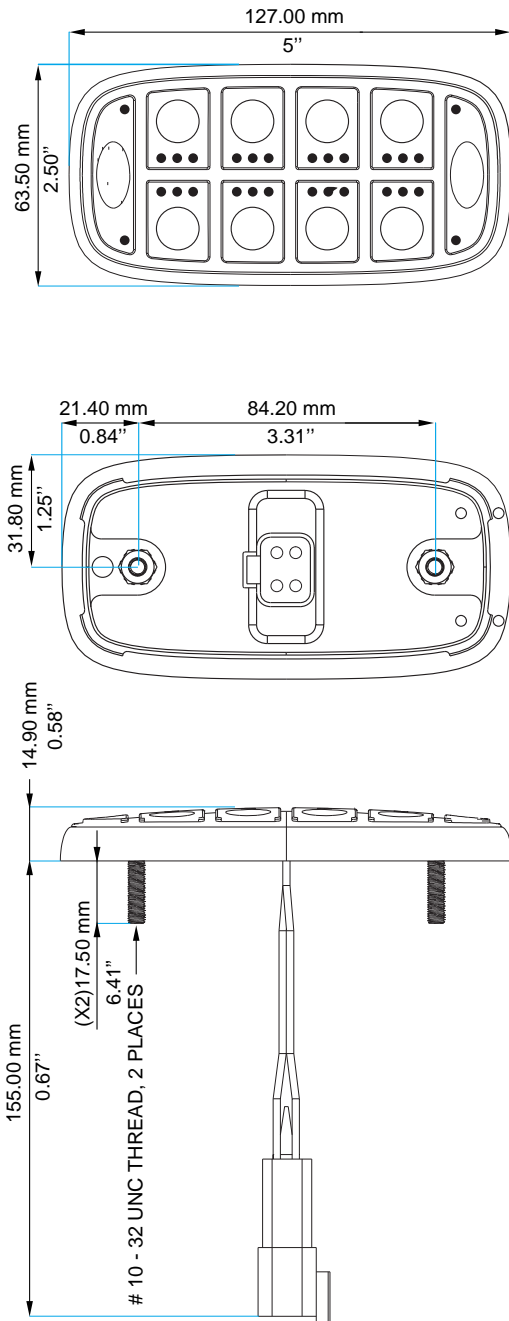
PK1400 THREE MODELS



SPECIFICATIONS FOR STANDARD KEYPADS

		
	PK1000	PK1400
ELECTRICAL		
Supply Voltage	12-24Vdc Nominal (8-32VDC)	
Standby Current	<50 mA	
Communication BUS	CANopen, J1939	
MECHANICAL		
Connector	Deutsch DT04-4P	
Switch Life	3 million operations	
Mechanical Shock	X, Y, Z 50Gs 11ms	
Vibration	X, Y, Z 10 - 150Hz 0.15mm amp	
Mounting Studs	#10-32 Steel	
Keypad	Silicone rubber with polyurethane hardcoat	
PC Board	1,6mm thick, Nema Grade FR-4, double clad with 1 oz copper	
Operating Temperature	-40°C to +70°C	
Storage Temperature	-40°C to +85°C	
Thermal Shock	-40°C to +85°C According to table 2 of ISO16750-4	
Humidity	0 to 98% (no condensation)	
UV Protection	UVB 400 hours	
Salt Spray	Per ASTM B117	
Chemical Resistance	Deet, Engine Cleaner, Isopropyl Alcohol, Suntan Lotion, Multi-Purpose Cleaner, Orange Citrus Cleaner	
Ingress Protection Rating	IP67/IP69K	
Weight	120 gr	160 gr

PK1000



MOUNTING NOTES:
Nuts thread: #10-32
Maximum torque: 0,8Nm

Note: all connection wires are the same length



Blink S.r.l.

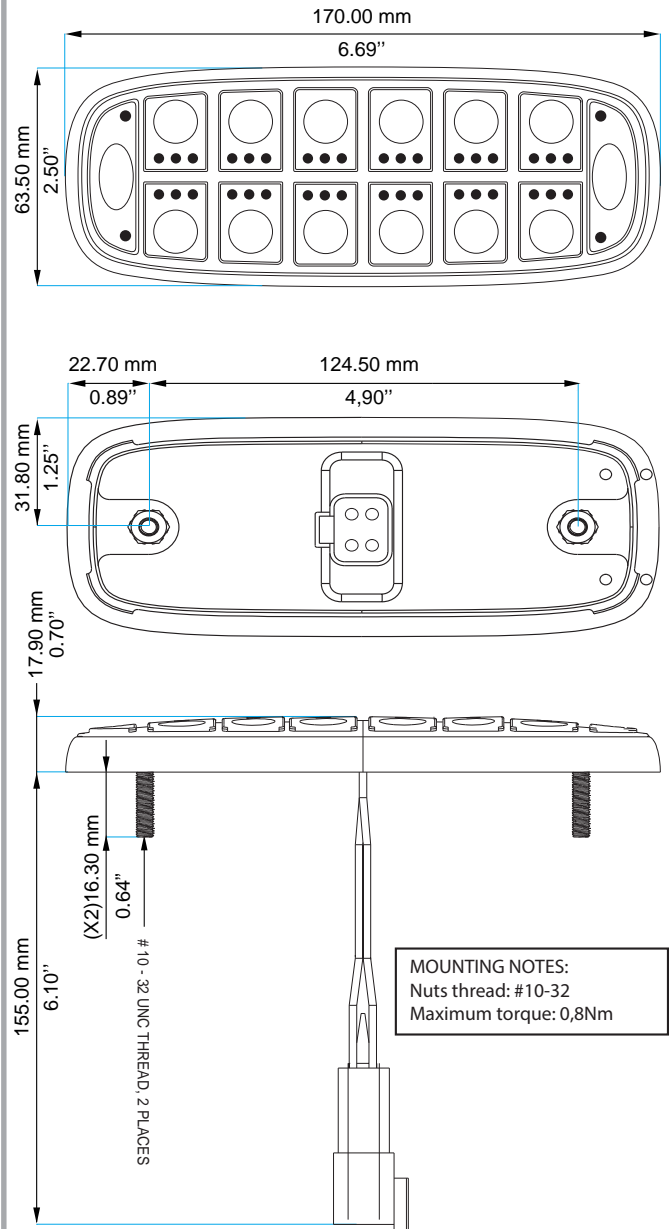
Via Montefeltro, 6 - 20156 Milano - Italy

Tel. +39 02 3088583 - Fax +39 02 33406697

www.blinkmarine.com - info@blinkgroup.com

!WARNING! IMPROPER SELECTION, IMPROPER USE AND/OR FAILURE OF THE BLINK SYSTEMS PRODUCTS DESCRIBED HEREIN OR RELATED ITEMS CAN CAUSE DEATH, PERSONAL INJURY AND PROPERTY DAMAGE. This document and other information from Blink, provide product and/or system options for further investigation by users having technical expertise. It is important to analyze all aspects of the application, including consequences of any failure. Due to the variety of operating conditions and applications for these product(s), the manufacturer of the application is solely responsible for marking the final selection of the product(s) and assuring that all performance, safety and warning requirements of the application are met. The products described herein, including without limitation, product features, specifications, designs, availability and pricing, are subject to change by Blink at any time without notice.

PK1400



MOUNTING NOTES:
Nuts thread: #10-32
Maximum torque: 0,8Nm

Note: all connection wires are the same length

STANDARD FEATURES

- Custom laser etched icons
- Multiple LED status indicators per function
- Low profile
- Compact
- Vertical or horizontal mount
- Overlay
- Laser Etch
- Pad Print
- LED backlit icons
- ON/OFF, momentary, toggle & scroll

SOFTWARE FEATURES

- Change CAN keypad addresses independently
- Periodic Status transmission
- Heartbeat
- Event status transmission
- LED acknowledgement
- Address claim transmission
- CANopen, J1939

OTHER BENEFITS

- Programmer's manual available to help support
- plug-and-play reconfigurability
- Available in fixed legends